

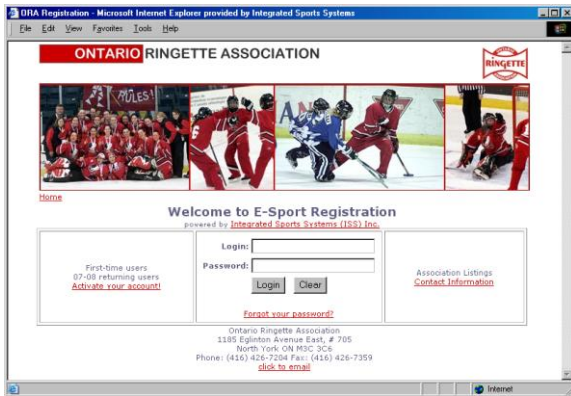
Ontario Ringette Association



E-Sport Registration Quick Tour

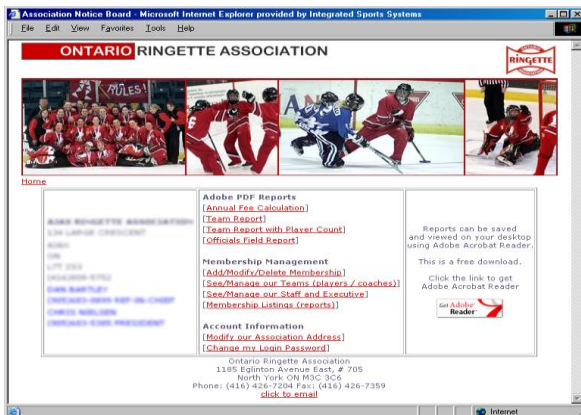
Follow the link from <http://www.ontario.ringette.com>

Welcome Screen



- Account Activation
- Login
- Retrieve Lost Password
- Association Listing

Association Notice Board



PDF Documents

- Annual Fee Calculation
- Team Report
- Team Report with Player Count
- Officials Field Report

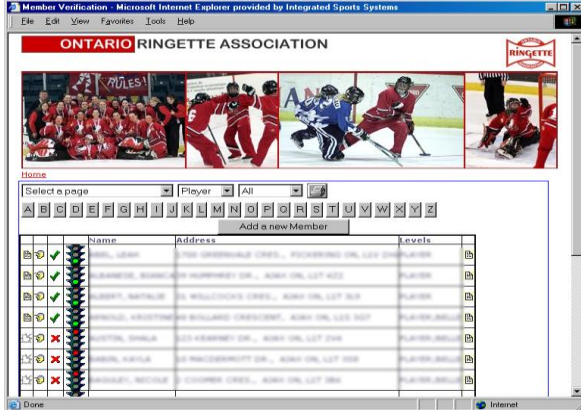
Membership Management

- Add / Modify Membership
- Teams / Players / Coaches
- Association Staff and Executive
- Membership Reports

Association Information

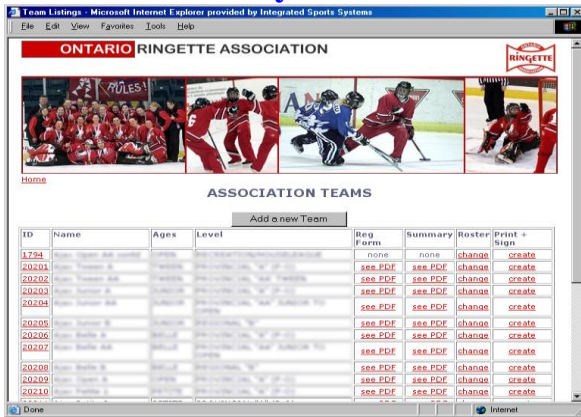
- Modify your Address
- Change Login Password

Membership Reports (Players, Coaches, Officials, Members)



- Lookup Member Information
- Update Member Information
- Activate Returning Members
- Add New Members
- Print Membership

Teams / Players / Coaches



PDF Documents

- Team Registration Form
- Team Registration Form (minimal)

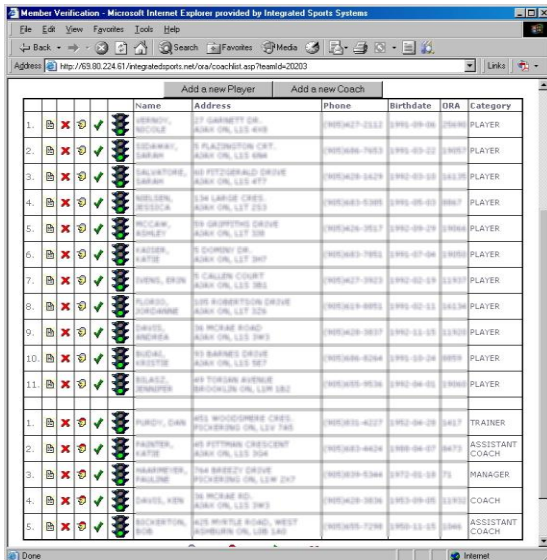
Team Roster

- Add / Modify / Delete Players
- Add / Modify / Delete Coaches

Print + Sign

- On-Line Team Registration Form

Team Roster



Here's how it works.....

1. Add all your membership with Add/Modify Membership.
2. Add Teams.
3. Assign Players to Teams.
4. Assign Coaches to Teams.
5. Print and Sign your roster.

*Player or Coach not in the system already?
They can be added when you're building
your teams!*